


Pressure switches

Pressure switch VS-P1



Pressure switches VS-P1

Our highlights...

- Electronic pressure switch
- Switching point and hysteresis adjustable
- Analogue and digital outputs

Your advantages...

- > Electronically precise measurement and switching
- > Easily adapted to customer's requirements
- > Adjustable pressure limit value and continuous pressure monitoring

Applications

- Universal electronic pressure switch for all safety monitoring tasks, optimization of cycle times and regulation circuits
- Small size and low weight permit installation directly at the point of use within handling systems

Construction

- Electronic pressure switch in robust polycarbonate housing
- Pressure connection via flange or a G 1/8" male thread; both versions with additional M5 female thread
- Switching point and hysteresis adjustable with screw
- Integrated LED for indication of the switching state
- Electrical connections with 4-pin M8 screw connector



Suitability for branch-specific applications

Designation code Pressure switch VS-P1

Short designation	Measuring range	Connections	Switching function
Example: VS	P1	A	PNP
VS	P1...0 to 1 bar	-...threaded connection A...flange connection	PNP...switches to + NPN...switches to -

Ordering data Pressure switch VS-P1

Type	Article No.
VS-P1-PNP	10.06.02.00051
VS-P1-A-PNP	10.06.02.00050
VS-P1-NPN	10.06.02.00104
VS-P1-A-NPN	10.06.02.00106

Pressure switches

Pressure switch VS-P1



Ordering data accessories Pressure switch VS-P1

Type	Article No.
Connection cable 4-pole, material PUR, 5 m, straight, union nut	10.06.02.00031
Connection cable 4-pole, material PUR, 5 m, 90°, with union nut	10.06.02.00032
Connection hose for reference air (for IP65), ordering unit: metres	10.07.09.00063

!Note: See "Connection Options" in this section for more connection possibilities.

Scope of delivery for Pressure switch VS-P1

Scope of delivery	VS..	VS...A...
Screwdriver	1 x	1 x
Screw M3	1 x	1 x
Venting plug M3	1 x	1 x
O-rings 3 mm	2 x	2 x
O-ring d = 8.9 x 1.9	-	1 x
Mounting bracket	-	1 x
Washers M4	-	2 x
Spring washers M4	-	2 x
Screws M4 x 6	-	2 x

Technical data Pressure switch VS-P1

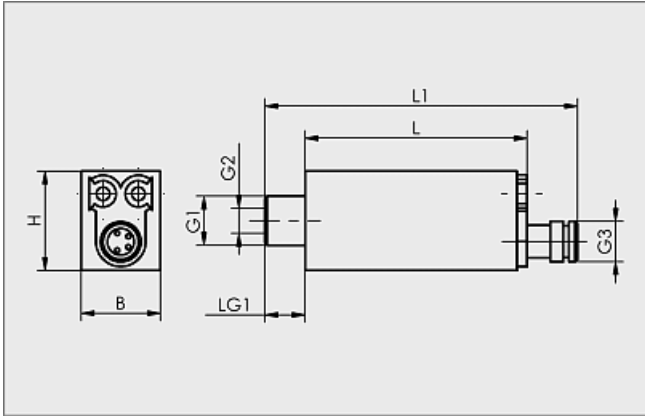
Type	VS-P1	VS-P1-A
Measured medium	Non-aggressive gases; dry, oil-free air	Non-aggressive gases; dry, oil-free air
Measuring range	0...1 bar	0...1 bar
Max. overpressure resistance [bar]	5	5
Repeatability	± 1% of full-scale value	± 1% of full-scale value
Hysteresis	Adjustable: 3 to 25% of set value	Adjustable: 3 to 25% of set value
Output signal	1 anal./1 dig 1...5V	1 anal./1 dig 1...5V
Switching capacity [mA]	125	125
On time [ms]	5	5
Indication	LED	LED
Electrical connection	Male connect M8, 4 pol	Male connect M8, 4 pol
Measured medium connection	G1/8" male + M5 fem.	Flange with thread M5-F
Voltage	10.8-30V DC	10.8-30V DC
Current consumption [mA]	30	30
Protection IP	IP 40/65 (with hose)	IP 40/65 (with hose)
Temperature influence	± 3% of full-scale value	± 3% of full-scale value
Operating temperature [°C]	0...50 °C	0...50 °C
Weight [g]	18	23

Pressure switches

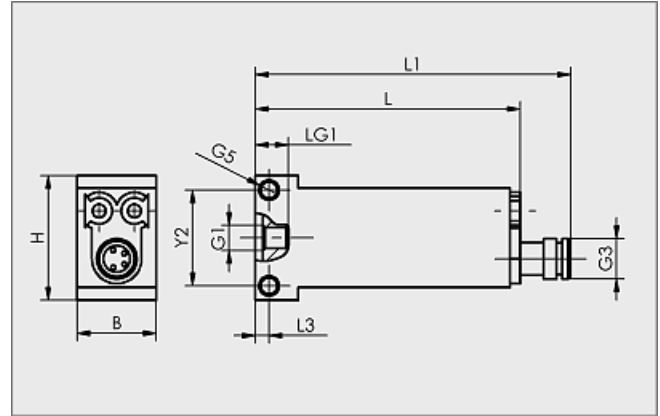


Pressure switch VS-P1

Design data Pressure switch VS-P1

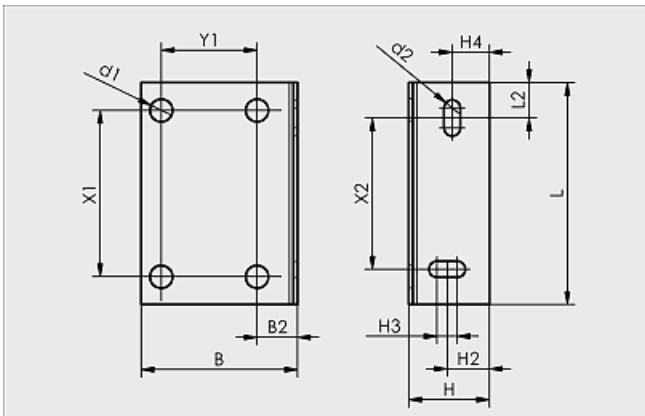


VS-P1



VS-P1-A

Type	Dimensions in mm										
	B	G1	G2	G3	G5	H	L	L1	L3	LG1	Y2
VS-P1	15,7	G1/8-M	M5-F	M8x1-M	-	19,7	44	62	-	8,0	-
VS-P1-A	15,7	M5-F	-	M8x1-M	M4-F	24,7	53	62	2,7	4,5	19



Mounting bracket BEF-WIN

Design data accessories Vacuum switch VS-P1

Type	Dimensions in mm						
	B	B2	d1	d2	H	H2	H3
Mounting bracket	31,0	8,0	4,5	3,2	16,0	8	4,0

Type	Dimensions in mm					
	H4	L	L2	X1	X2	Y1
Mounting bracket	7,4	44,0	7,0	33	30,0	19,0